

尺寸: 360mmX124mm

H21043英文说明书AH1 : 0106010021961

材质: 128g铜版纸

• IMPORTANT SAFETY INSTRUCTIONS

Please read below safety instructions carefully before installation and operation:

1. Please pay attention to all the warnings and hints on this device.
2. Do not expose this unit to rain, moisture and liquid.
3. Do not put any stuff into the device.
4. Do not repair the device or open the enclosure without professional person guidance to avoid electronic shock.
5. Make sure good ventilation openings to avoid product overheating damage.
6. Shut off power and make sure environment is safe before installation.
7. Use DC5V only. Make sure the specification matched if using 3rd party DC adapters.

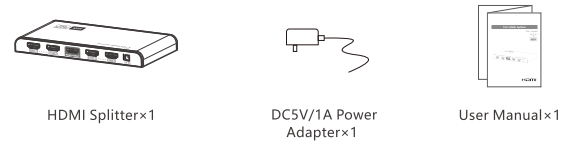
• Introduction

1x4 HDMI splitter distributes 1 HDMI source to 4 HDMI displays simultaneously. Apply for STB, DVD, Media Player, Laptop, D-VHS and other HD-Player devices. It's compatible with HDMI 3D and 4Kx2K.

• Features

1. Distribute 1 HDMI source to 4 HDMI displays
2. Support ultra HD resolution 4Kx2K@60Hz
3. Support HDMI 3D
4. Support YUV 4:4:4
5. Support HDR
6. HDCP 2.2 compliant
7. Low power consumption
8. Support configures the video resolution automatically according to the capabilities of each connected monitor, allows simultaneous mixed 4K and 1080p display outputs
9. Plug and play

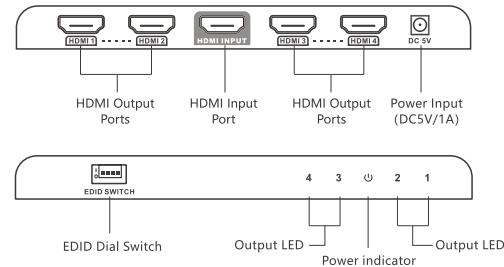
• Package Contents



• Installation Requirement

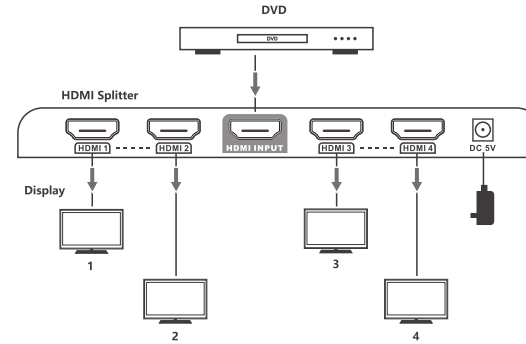
1. Source: HDMI video source, such as DVD, PS3, STB, PC, Etc.
2. Display: HDTV, projector or other display with HDMI port
3. HDMI cable: HDMI 2.0 standard cable (can support 4Kx2K@60Hz)

• Panel Description



• Installation and Connection

1. Connection



2. Connection instruction

- 1) Connect the HDMI video source output port to the splitter input port by HDMI cable
- 2) Connect the splitter output port to HDMI display by HDMI cable
- 3) Set the TV input to right HDMI channel
- 4) Power on the splitter(Power indicator will light on)

3. Operation

- 1) Before output HDMI signal, the splitter will read EDID information of connected TVs and send it back to HDMI source part to let it determine the output mode
- 2) Indicator led shows the working status
- 3) The splitter is build-in 16 kinds of EDID that can be selected by 4 switch codes, corresponding as following



Switch Status	1	2	3	4	EDID information
0	0	0	0	0	4k@60Hz 2CH
1	0	0	0	0	4k@60Hz 7.1CH
0	1	0	0	0	4k@30Hz 2CH
1	1	0	0	0	4k@30Hz 7.1CH
0	0	1	0	0	1080p@60Hz 2CH
1	0	1	0	0	1080p@60Hz 7.1CH
0	1	1	0	0	1080i@60Hz 2CH
1	1	1	0	0	1080i@60Hz 7.1CH
0	0	0	1	0	1080p@50Hz 2CH
1	0	0	1	0	1080P@50Hz 7.1CH
0	1	0	1	0	4K@30Hz HDR
1	1	0	1	0	4K@60Hz HDR
0	0	1	1	0	Copy once
1	0	1	1	0	MIX1
0	1	1	1	0	MIX2
1	1	1	1	0	MIX3

[NOTE]

Copy Once: Read the EDID of the first connected output only
 MIX1: Lowest format of audio, and lowest format of video
 MIX2: Highest format of audio, and compose down scaling of video
 MIX3: Lowest format of audio, and compose down scaling of video

• FAQ

Q: No image output?

A: 1) Check the power supply of splitter, make sure the power light is on.

- 2) Check if the HDMI cables connected well.
- 3) Check and make sure the TV has been set up to the right channel.
- 4) While connect with PC or notebook via HDMI, please make sure the output mode is mirror or extend.

Q: Display is unstable, splash screen, snowflakes or audio stuck?

A: 1) Check and make sure all connections are good and correct.

- 2) Try to directly connect HDMI source to display, if it is the same, please change the source device.
- 3) Use high-quality HDMI 2.0 cable for transmitting 4Kx2K@60Hz signal.

Q: Display can not output 4Kx2K UHD image when all connections are correct?

- A: 1) Check and make sure the input sources are 4Kx2K@60Hz UHD signal.
- 2) Check and make sure the TV is support 4Kx2K@60Hz resolution.
 - 3) Check if the HDMI cables are compliant HDMI2.0 standard.

Q: Display can not output HDR effect image when all connections are correct?

- A: 1) Check and make sure the input sources are support HDR effect.
- 2) Check and make sure the TV is support HDR effect image.

• Specification

Items	Specifications
Input ports	1 x HDMI
Output ports	4 x HDMI
Power indicator led	1 xLED
Signal indicator led	4 xLED
HDMI Version	Compatible with HDMI 2.0, HDMI 1.4
HDCP Version	Compatible with HDCP1.4, HDCP2.2
Transmission rate	18Gbps
Frequency Range	25MHz~594MHz
Video form	Support 3D video and 4Kx2K@30/60Hz ultra HD video
Support audio format	Support standard audio and DSD (Direct Stream Digital) and HD(HBR) audio
HDMI Resolution	480i/480p/576i/576p/720p/1080i/1080p/4Kx2K@24/25/30/60Hz
HDR	Support
EDID management	Support smart EDID management, available to display different resolution monitors at the same time
Working temperature	0°C ~ 60°C
Power supply	DC5V/1A
Power consumption	<3W
Dimension	158mm(L)x80mm(W)x17mm(H)
Weight	200g
Color	Black

Disclaimer


The product name and brand name may be registered trademark of related manufactures. ™ and ® may be omitted on the user manual. The pictures in this user manual are just for reference. The terms HDMI, HDMI High-Definition Multimedia Interface, and the HDMI Logo are trademarks or registered trademarks of HDMI Licensing Administrator, Inc. We reserve the rights to make changes without further notice to a product or system described herein to improve reliability, function or design.

1X4 HDMI Splitter

User manual

4K X 2K
UHD

HDR



HDMI[™]
HIGH-DEFINITION MULTIMEDIA INTERFACE